

**STANDARD
BATTERY
SOLUTION**

PERFECT PLUS™

TECHNICAL DATA

THE EFFICIENT
BATTERY SOLUTION



 **HAWKER®**

PzS cells Hawker® Perfect Plus™ bolt-on connectors, dimensions to DIN/EN 60254-2, IEC 60254-2, GBT 7403.2, IS 5154.2, AS2402.1.1

Cell designation	Nominal capacity	Length	Width	Height (H)	Weight +/-5% with electrolyte
	C5 Ah	mm	mm	mm	kg
2 PzS 120	120	47	198	370	8.5
3 PzS 180	180	65	198	370	12.0
4 PzS 240	240	83	198	370	15.4
5 PzS 300	300	101	198	370	19.0
6 PzS 360	360	119	198	370	22.5
7 PzS 420	420	137	198	370	26.0
8 PzS 480	480	155	198	370	29.5
9 PzS 540	540	174	198	370	33.0
10 PzS 600	600	192	198	370	36.5
2 PzS 160	160	47	198	435	10.0
3 PzS 240	240	65	198	435	14.2
4 PzS 320	320	83	198	435	18.4
5 PzS 400	400	101	198	435	22.6
6 PzS 480	480	119	198	435	26.7
7 PzS 560	560	137	198	435	31.3
8 PzS 640	640	155	198	435	35.1
9 PzS 720	720	174	198	435	39.3
10 PzS 800	800	192	198	435	43.4
2 PzS 180	180	47	198	505	11.9
3 PzS 270	270	65	198	505	17.0
4 PzS 360	360	83	198	505	22.1
5 PzS 450	450	101	198	505	27.1
6 PzS 540	540	119	198	505	32.2
7 PzS 630	630	137	198	505	37.2
8 PzS 720	720	155	198	505	42.3
9 PzS 810	810	174	198	505	47.4
10 PzS 900	900	192	198	505	52.4
2 PzS 210	210	47	198	541	13.5
3 PzS 315	315	65	198	541	19.1
4 PzS 420	420	83	198	541	24.6
5 PzS 525	525	101	198	541	30.5
6 PzS 630	630	119	198	541	36.1
7 PzS 735	735	137	198	541	41.8
8 PzS 840	840	155	198	541	47.4
9 PzS 945	945	174	198	541	53.1
10 PzS 1050	1050	192	198	541	58.4
12 PzS 1260 4P*	1260	227	198	541	65.9
2 PzS 220	220	47	198	556	13.0
3 PzS 330	330	65	198	556	18.5
4 PzS 440	440	83	198	556	24.0
5 PzS 550	550	101	198	556	29.7
6 PzS 660	660	119	198	556	35.2
7 PzS 770	770	137	198	556	40.7
8 PzS 880	880	155	198	556	46.4
9 PzS 990	990	174	198	556	51.8
10 PzS 1100	1100	192	198	556	57.4
2 PzS 230	230	47	198	575	14.2
3 PzS 345	345	65	198	575	20.3
4 PzS 460	460	83	198	575	26.4
5 PzS 575	575	101	198	575	32.4
6 PzS 690	690	119	198	575	39.0
7 PzS 805	805	137	198	575	44.7
8 PzS 920	920	155	198	575	50.6
9 PzS 1035	1035	174	198	575	56.6
10 PzS 1150	1150	192	198	575	62.7
12 PzS 1380 4P*	1380	227	198	575	73.3



PzS cells Hawker® Perfect Plus™ bolt-on connectors, dimensions to DIN/EN 60254-2, IEC 60254-2, GBT 7403.2, IS 5154.2, AS2402.1.1

Cell designation	Nominal capacity	Length	Width	Height (H)	Weight +/-5% with electrolyte
	C5 Ah	mm	mm	mm	kg
2 PzS 250	250	47	198	600	15.0
3 PzS 375	375	65	198	600	21.2
4 PzS 500	500	83	198	600	27.4
5 PzS 625	625	101	198	600	33.9
6 PzS 750	750	119	198	600	40.3
7 PzS 875	875	137	198	600	46.5
8 PzS 1000	1000	155	198	600	53.1
9 PzS 1125	1125	174	198	600	59.4
10 PzS 1250	1250	192	198	600	66.0
10 PzS 1250 4P*	1250	192	198	600	66.0
12 PzS 1500 4P*	1500	227	198	600	77.0

2 PzS 280	280	47	198	715	17.5
3 PzS 420	420	65	198	715	24.7
4 PzS 560	560	83	198	715	31.8
5 PzS 700	700	101	198	715	39.3
6 PzS 840	840	119	198	715	46.7
7 PzS 980	980	137	198	715	53.9
8 PzS 1120	1120	155	198	715	61.3
9 PzS 1260	1260	174	198	715	68.6
9 PzS 1260 4P*	1260	174	198	715	68.6
10 PzS 1400	1400	192	198	715	76.0
10 PzS 1400 4P*	1400	192	198	715	76.0
12 PzS 1680 4P*	1680	227	198	715	89.3

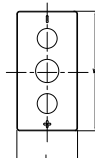
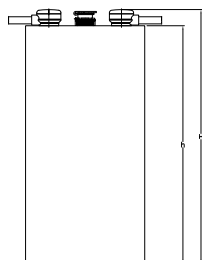
2 PzS 310	310	47	198	750	18.9
3 PzS 465	465	65	198	750	26.7
4 PzS 620	620	83	198	750	34.6
5 PzS 775	775	101	198	750	42.6
6 PzS 930	930	119	198	750	50.5
7 PzS 1085	1085	137	198	750	58.5
8 PzS 1240	1240	155	198	750	66.4
9 PzS 1395	1395	174	198	750	74.4
9 PzS 1395 4P*	1395	174	198	750	74.4
10 PzS 1550	1550	192	198	750	82.4
10 PzS 1550 4P*	1550	192	198	750	82.4
12 PzS 1860 4P*	1860	227	198	750	94.2

PzB cells Hawker® Perfect Plus™, bolt-on connectors, dimensions to IEC 60254-2, GBT 7403.2, IS 5154.2, AS2402.1.1

2 PzB 46	46	45	157.5	230	4.1
3 PzB 69	69	61	157.5	230	5.5
4 PzB 92	92	77	157.5	230	6.9
5 PzB 115	115	93	157.5	230	8.4
6 PzB 138	138	109	157.5	230	9.9

2 PzB 64	64	45	157.5	292	5.2
3 PzB 96	96	61	157.5	292	7.0
4 PzB 128	128	77	157.5	292	9.0
5 PzB 160	160	93	157.5	292	10.9
6 PzB 192	192	109	157.5	292	12.9
7 PzB 224	224	125	157.5	292	14.8
8 PzB 256	256	141	157.5	292	16.7

2 PzB 84	84	45	157.5	358	6.5
3 PzB 126	126	61	157.5	358	8.9
4 PzB 168	168	77	157.5	358	11.4
5 PzB 210	210	93	157.5	358	13.8
6 PzB 252	252	109	157.5	358	16.3
7 PzB 294	294	125	157.5	358	18.8
8 PzB 336	336	141	157.5	358	21.2



*4P = 4 posts configuration for high discharge and recharge currents
 Cell lid height (h) is overall height (H) minus 30mm
 Terminals are F-M10 at 25Nm +/- 2

PzB cells Hawker® Perfect Plus™, bolt-on connectors, dimensions to IEC 60254-2, GBT 7403.2, IS 5154.2, AS2402.1.1

Cell designation	Nominal capacity	Length	Width	Height (H)	Weight +/-5% with electrolyte
	C5 Ah	mm	mm	mm	kg
2 PzB 110	110	45	157.5	428	7.7
3 PzB 165	165	61	157.5	428	10.8
4 PzB 220	220	77	157.5	428	13.7
5 PzB 275	275	93	157.5	428	16.8
6 PzB 330	330	109	157.5	428	19.7
7 PzB 385	385	125	157.5	428	22.7
8 PzB 440	440	141	157.5	428	25.7
9 PzB 495	495	157	157.5	428	28.6
10 PzB 550	550	173	157.5	428	31.7
11 PzB 605	605	189	157.5	428	35.6
12 PzB 660 4P*	660	205	157.5	428	39.0
2 PzB 130	130	45	157.5	484	8.7
3 PzB 195	195	61	157.5	484	12.5
4 PzB 260	260	77	157.5	484	16.1
5 PzB 325	325	93	157.5	484	19.5
6 PzB 390	390	109	157.5	484	23.0
7 PzB 455	455	125	157.5	484	26.5
8 PzB 520	520	141	157.5	484	30.1
9 PzB 585	585	157	157.5	484	33.5
10 PzB 650	650	173	157.5	484	37.0
2 PzB 150	150	45	157.5	541	10.2
3 PzB 225	225	61	157.5	541	14.1
4 PzB 300	300	77	157.5	541	18.2
4 PzB 300A	300	70	157.5	541	16.6
5 PzB 375	375	93	157.5	541	22.2
6 PzB 450	450	109	157.5	541	26.2
7 PzB 525	525	125	157.5	541	30.2
8 PzB 600	600	141	157.5	541	34.2
9 PzB 675	675	157	157.5	541	38.2
10 PzB 750	750	173	157.5	541	42.2
11 PzB 825	825	189	157.5	541	47.8
12 PzB 900 4P*	900	205	157.5	541	52.0
2 PzB 170	170	45	157.5	597	10.9
3 PzB 255	255	61	157.5	597	15.8
4 PzB 340	340	77	157.5	597	20.5
5 PzB 425	425	93	157.5	597	25.0
6 PzB 510	510	109	157.5	597	29.4
7 PzB 595	595	125	157.5	597	33.8
8 PzB 680	680	141	157.5	597	38.4
9 PzB 765	765	157	157.5	597	42.6
10 PzB 850	850	173	157.5	597	47.2
11 PzB 935	935	189	157.5	597	51.7
12 PzB 1020 4P*	1020	205	157.5	597	58.2
2 PzB 200	200	45	157.5	633	12.1
3 PzB 300	300	61	157.5	633	17.0
4 PzB 400	400	77	157.5	633	21.9
5 PzB 500	500	93	157.5	633	26.7
6 PzB 600	600	109	157.5	633	31.8
7 PzB 700	700	125	157.5	633	36.6
8 PzB 800	800	141	157.5	633	41.4
9 PzB 900	900	157	157.5	633	46.8
10 PzB 1000	1000	173	157.5	633	52.2
11 PzB 1100	1100	189	157.5	633	56.0
12PzB 1200 4P*	1200	205	157.5	633	61.2
2 PzB 210	210	45	157.5	713	13.9
3 PzB 315	315	61	157.5	713	19.2
4 PzB 420	420	77	157.5	713	24.5
5 PzB 525	525	93	157.5	713	30.1
6 PzB 630	630	109	157.5	713	35.4
7 PzB 735	735	125	157.5	713	40.9
8 PzB 840	840	141	157.5	713	46.3
9 PzB 945	945	157	157.5	713	50.1
10 PzB 1050	1050	173	157.5	713	56.0
11 PzB 1155	1155	189	157.5	713	61.0
12 PzB 1260 4P*	1260	205	157.5	713	66.5

ABOUT ENERSYS®


EnerSys®, the global leader in stored energy solutions for industrial applications, manufactures and distributes reserve power and motive power batteries, battery chargers, power equipment, battery accessories and outdoor equipment enclosure solutions to customers worldwide.

Motive power batteries and chargers are utilized in electric forklift trucks and other commercial electric powered vehicles.

Reserve power batteries are used in the telecommunication and utility industries, uninterruptible power supplies, and numerous applications requiring stored energy solutions including medical, aerospace and defence systems.

Outdoor equipment enclosure products are utilized in the telecommunication, cable, utility, transportation industries and by government and defence customers.

The company also provides aftermarket and customer support services to its customers from over 100 countries through its sales and manufacturing locations around the world.



**WHEREVER
YOU DO BUSINESS,
ENERSYS
CAN SUPPORT
YOU WITH MOTIVE
POWER ENERGY.**